



Category 6 U/UTP Unshielded Cable Cca

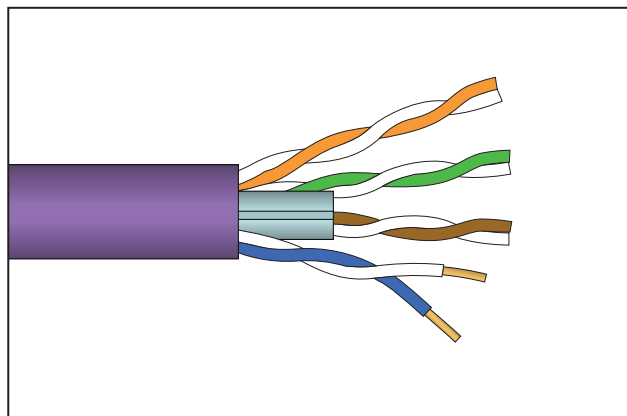
Bulk Copper Cable - CA196

Application/Product Description

HellermannTyton Category 6 cables are designed and tested to support Primary (Campus), Secondary (Riser) and Tertiary (Horizontal) applications for 10Base-T (Ethernet), 100Base-T(Fast Ethernet), 1000Base-T(Gigabit Ethernet), PoE and PoE+.

When used with HellermannTyton Category 6 patch panels, outlets and patch leads the combined performance exceeds Category 6/Class E link and channel requirements.

The cable is supplied in 305m lengths with 1 metre markings on the cable supplied on a drum.



CA196 - Category 6 LS0H Unshielded Cable - Cca

Technical Data

Electrical Characteristics @ 20°C	Specification
DC Loop Resistance	≤176Ω/km
Resistance Unbalance	≤2%
Insulation Resistance (500V)	≥5000MΩxkm
Capacitance at 800Hz	Nom. 48nF/km
Capacitance Unbalance (pair to ground)	≤1500pF/km
Characteristic Impedance (1-100MHz)	(100 ± 15)Ω
Nominal Velocity of Propagation	Approx. 66%
Propagation Delay	Nom. ≤535ns/100m
Delay Skew	Nom. ≤20ns/100m
Test Voltage (DC, 1 min) Core/Core	1000V

Cable Standards

Cable

- BS EN 50173
- ISO 11801:2002 (inc. Amend. A1 & A2)
- ANSI/TIA/EIA 568-C.2
- IEC 61156-5
- BS EN 50288-10-1

Cable Sheath

- IEC 60332-1 & 60332-3-24
- IEC 60754-2
- IEC 61034
- EN 13501-6 (Cca)

CPR

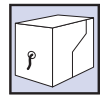
- Cca, S1, d1, a1
- Certificate No.: HTCDOP-CA196-G3-01
- Suitable for Cca, Dca and Eca specified installations

Performance Characteristics

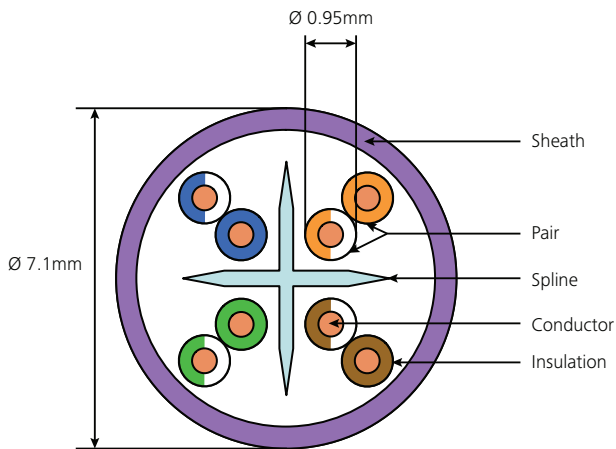
Frequency (MHz)		1	100	250
Insertion Loss (dB/100m)	Max	2.1	19.9	33.0
	Nominal	1.9	19.1	32.0
NEXT (dB)	Max	74.0	44.0	38.0
	Nominal	78.0	48.0	42.0
PS-NEXT (dB)	Max	72.0	42.0	36.0
	Nominal	75.0	45.0	39.0
ACR-F (dB/100m)	Max	72.0	24.1	5.0
	Nominal	76.1	28.9	10.0
PS ACR-F (dB/100m)	Max	70.0	22.1	2.0
	Nominal	73.1	25.9	7.0
Return Loss (dB)	Max	20.0	20.1	17.3
	Nominal	22.0	23.0	19.0

*Typical values are for permanent link tests when using the complete HellermannTyton Data System.

This document is subject to change without notice.



Cable Construction



Product Performance	
Core	
Core Conductor	24 AWG Solid Copper Wire
Insulation	Polyethylene
Diameter	0.95mm nominal
Twisting	2 cores to the pair
Pair Colour	Blue-White/Blue, Orange-White/Orange, Green-White/Green, Brown-White/Brown
Final Assembly	
Cable	4 pairs to the core
Sheath	LSHF-FR- Cca-S1, d1, a1
Colour	Violet RAL 4001
Outer Diameter	7.1mm nominal
Mechanical and Environmental	
Temp. Installation	0°C to +50°C
Temp. Operation	-20°C to +60°C
Min. Bend Radius	
	During Installation: 8 x outer diameter
	During Operation: 4 x outer diameter
Max. Tensile Force	
	During Installation 100N
Packaged Weight	13.5kg - 305m Box