

- Complies to all Category 6 cable standards
- Supports Class E applications
- Central cross member maintains geometry and performance
- Tested up to 350MHz

Description

Application

Nexans LANmark-6 cables are the ideal solution for most of today's network requirements in normal office environments. They are manufactured and tested to the latest Category 6 specifications defined in the International and American cable standards and are designed to meet the quality and performance criteria needed to support all applications up to 250 MHz.

- 10baseT Ethernet
- 100baseTX Fast Ethernet
- 1000baseTX Gigabit Ethernet
- 155 MBit ATM
- 622 MBit ATM
- 1.2 Gbit ATM
- Future class E applications

Design

The LANmark-6 cables have AWG 23 solid copper wires and comply with IEC 60228.

The PE central cross filler helps maintain the stability of the cable geometry and reduces the risk of a reduction in performance when bending the cable.

The cables are available with a Dark Grey PVC or an Orange LSZH sheath. Both versions have flame retardant properties compliant with IEC 60332-1.

Performance

Tested to 350 MHz and with guaranteed performance to 250 MHz, Nexans LANmark-6 cables exceed the requirements of the International, European and American cable standards, including ISO/IEC 11801, IEC 61156-5, EN 50173, EN 50288 and TIA/EIA 568-C.2.

Installation

To support the correct set-up of hand held analysers for installation testing, the actual cable NVP value is given in the cable's print legend.

Guarantees

The LANmark-6 cable performance is guaranteed to meet or exceed the requirements of the above mentioned standards.

Traceability codes on both cable and packaging ensure quality validation of the




LANmark-6

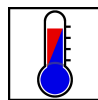
Standards

International EN 50288;
IEC 61156-5; ISO/IEC 11801

National ANSI/TIA-568-C.2



Ambient installation T°C range
-10 .. 60 °C



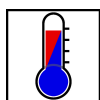
Operating temp. range
-20 .. 60 °C



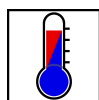
Flame retardant
IEC 60332-1

installed cable.

Installations with LANmark-6 cable and connectivity are qualified for a 25 year full system warranty, which includes Parts, Channel Performance, Application Support and Labour, as described in the Nexans Certified System Warranty.



Ambient installation T°C range
-10 .. 60 °C



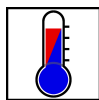
Operating temp. range
-20 .. 60 °C



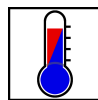
Flame retardant
IEC 60332-1

Characteristics

Construction characteristics	
Type of cable	U/UTP
Outer sheath	LSZH
Colour	Orange
Screen	Unshielded
Dimensional characteristics	
Diameter over insulation	1.02 mm
Conductor cross-section (AWG)	23
Nominal outer diameter	6.3 mm
Approximate weight	43 kg/km
Electrical characteristics	
Mutual capacitance	56 nF/km
Max. DC resistance of the conductor at 20°C	70.000 Ohm/km
Characteristic impedance	100 Ohm
Transmission characteristics	
Attenuation Crosstalk Ratio, 250MHz	5.5 dB/100m
Skew	30 ns/100m
Nominal Velocity of Propagation (NVP)	69 %
Propagation delay, max. 100 MHz	536 ns/100m
Coupling attenuation at 30 MHz	45 dB
Mechanical characteristics	
Maximum operating pulling force	100 N
Usage characteristics	
Category	Cat. 6
Range	LANmark-6
Minimum Bend Radius - During Installation (under Tension)	50.0 mm
Minimum Bend Radius - Installed	25.0 mm
Ambient installation temperature, range	-10 .. 60 °C
Operating temperature, range	-20 .. 60 °C
Flame retardant	IEC 60332-1
Length	305 m
Packaging	Box
Field of application	Indoor



Ambient installation T°C range
-10 .. 60 °C



Operating temp. range
-20 .. 60 °C

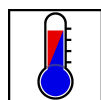


Flame retardant
IEC 60332-1

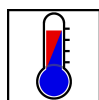
Electrical Performance LANmark-6 cables

All values are specified at 20°C

Freq. in MHz	IL		NEXT		PSNEXT		ACR-F		PS ACR-F		RL	
	in Db/100m		in dB		in dB		in dB		in dB		in dB	
	Max.	Typ.	Min.	Typ.	Min.	Typ.	Min.	Typ.	Min.	Typ.	Min.	Typ.
1	2.0	2.0	74.3	80.3	72.3	78.3	67.8	72.8	64.8	69.8	20.0	22.0
4	3.8	3.8	65.3	71.3	63.3	69.3	55.8	60.8	52.8	57.8	23.0	25.0
10	6.0	6.0	59.3	65.3	57.3	63.3	47.8	52.8	44.8	49.8	25.0	27.0
16	7.6	7.6	56.2	62.2	54.2	60.2	43.7	48.7	40.7	45.7	25.0	27.0
20	8.5	8.5	54.8	60.8	52.8	58.8	41.8	46.8	38.8	43.8	25.0	27.0
31.25	10.7	10.7	51.9	57.9	49.9	55.9	37.9	42.9	34.9	39.9	23.6	25.6
62.5	15.4	15.4	47.4	53.4	45.4	51.4	31.9	36.9	28.9	33.9	21.5	23.5
100	19.8	19.8	44.3	50.3	42.3	48.3	27.8	32.8	24.8	29.8	20.1	22.1
155	25.2	25.2	41.4	47.4	39.4	45.4	24.0	29.0	21.0	26.0	18.8	20.8
200	29.0	29.0	39.8	45.8	37.8	43.8	21.8	26.8	18.8	23.8	18.0	20.0
250	32.8	32.8	38.3	44.3	36.3	42.3	19.8	24.8	16.8	21.8	17.3	19.3
300	-	36.4	-	43.1	-	41.1	-	23.3	-	20.3	-	18.8
350	-	39.8	-	42.1	-	40.1	-	21.9	-	18.9	-	18.3



Ambient installation T°C range
-10 .. 60 °C



Operating temp. range
-20 .. 60 °C



Flame retardant
IEC 60332-1